Skullcandy

QUICK START GUIDE

Crusher Wireless

Pairing Mode:
Režim párování

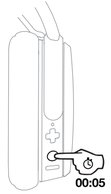

*OFF MODE
*Vypnuto

1

Režim párování
Pairing Mode
Mode Couplage
Modo De Vinculación
Modalità Di Accoppiamento
Modo Emparelhamento
Koppelmodus
Paarmodus
Pardannelsestilstand
Laiteparin Muodostustila
Sammenkoblingsmodus
Parningsläge
Режим Сопряжения
配対順式
ペアリングモード
페어링 모드
وضع الإقران

2

Pair New Device:
Spárovat s novým zařízením

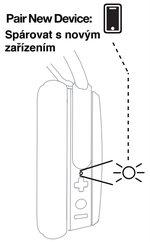

"CrusherWireless"

3

Spárovat s novým zařízením
Pair New Device
Coupler Nouvel Appareil
Vincular Nuevo Dispositivo
Accoppia Nuovo Dispositivo
Emparelhar Novo Dispositivo
Mit Neuem Gerät Koppeln
Nieuw Apparaat Paren
Pardan Ny Enhed
Muodosta Uusi Laitepari
Sammenkoble Ny Enhet
Para Ny Enhet
Сопряжение Нового Устройства
配対新设备
新しいデバイスをペアリング
새 기기 짝맞추기
إقران جهاز جديد

4

Power - On/Off:
Zapnuto/Vypnuto

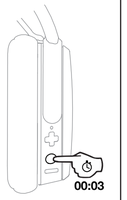

5

Zapnuto/Vypnuto
Power-on/off
On/off
Encendido/apagado
Accensione/spegnimento
Ligar/desligar
Ein/aus
Aan-/uitzetting
Tænd/sluk For Strøm
Virta Päälle/pois
Strom Av/på
Strøm Av/på
Включить/выключить Питание
开机/关机
電源 - On/off
전원 켜기/끄기
التشغيل/الإيقاف التشغيل

6

Volume Up:
Zvýšit hlasitost

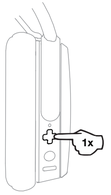

7

Zvýšit hlasitost
Volume Up
Volume +
Subir Volumen
Aumento Volume
Aumentar O Volume
Lautstärke Erhöhen
Volume Omhoog
Skru Op For Lydstyrken
Äänenvoimakkuuden Lisäys
Volum Opp
Öka Volymen
Увеличение Громкости
音量增大
音量を上げる
볼륨 높이기
رفع مستوى الصوت

8

Volume Down:
Snížit hlasitost

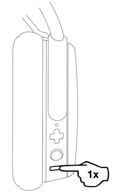

9

Snížit hlasitost
Volume Down
Volume -
Bajar Volumen
Riduzione Volume
Diminuir O Volume
Lautstärke Senken
Volume Omlaag
Skru Ned For Lydstyrken
Äänenvoimakkuuden Vähennys
Volum Ned
Sänka Volymen
Уменьшение Громкости
音量减小
音量を下げる
볼륨 낮추기
خفض مستوى الصوت

10

Bass Control:
Ovládání basů

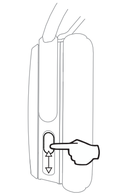

"Slide Up/Down"
"Posunout nahoru/dolů"

11

Ovládání basů
Bass Control:
Contrôle De Basse
Control De Graves
Controllo Dei Bassi
Ajuste De Graves
Bassregler
Lage Tonen
Baskontrol
Basson Säätö
Basskontroll
Baskontroll
Регулятор Баса
低音调节
低音調整
베이스 제어
تحكم الجهير

12

Play/Pause: ►II
Hrát/Pauza

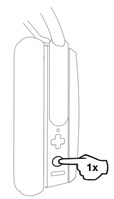

13

Hrát/Pauza
Play/pause
Lecture/pause
Reproducir/pausar
Riproduci/pausa
Reproduzir/colocar Em Pausa
Wiedergabe/pause
Afspelen/pauzeren
Afspil/pause
Toisto/tauko
Spill/pause
Spela Upp/pausa
Воспроизведение/пауза
播放/暂停
再生 / 一時停止
재생/일시 정지
تشغيل/إيقاف مؤقت

14

Track Forward: ►►I
Přehrát další

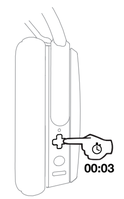

15

Přehrát další
Track Forward
Piste Suivante
Adelantar
Brano Successivo
Faixa Seguinte
Nächster Titel
Volgend Nummer
Skift Til Næste Musiknummer
Kelaus Eteenpäin
Neste Spor
Nästa Ljudspår
Переключение На 1 Трек Вперед
下一曲目
次のトラックを再生する
다음 트랙으로
مسار إلى الأمام

16

Track Back: I◄◄
Přehrát předchozí

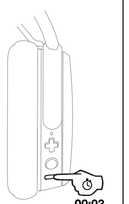

17

Přehrát předchozí
Track Back
Piste Précédente
Retroceder
Brano Precedente
Faixa Anterior
Vorangehender Titel
Vorig Nummer
Musiknummer Tilbage
Kelaus Taaksepäin
Forrige Spor
Byta Till Föregående Spår
Переключение На 1 Трек Назад
上一曲目
前のトラックを再生する
이전 트랙으로
مسار إلى الخلف

18

Answer/End:
Odpovědět/Ukončit

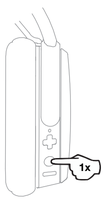

19

Odpovědět/Ukončit
Answer/end
Répondre/fin
Responder/colgar
Risposta/fine
Atender/desligar
Annehmen/beenden
Beantwoorden/beëindigen
Besvar/afslut
Vastaus/lopetus
Svar/avslutt
Svara/lägg På
Ответить/закончить
接听/结束
応答 / 終了
전화 받기/끊기
الرد/الإنهاء

20

Charge:
Nabíjení

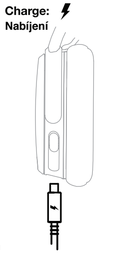

21

Nabíjení
Charge
Charge
Cargar
Carica
Carregar
Aufladen
Opladen
Oplad
Lataus
Lading
Ladda
Зарядка
充电
充電
충전
الشحن

22

Záložní kabel s mikrofonem
Backup Cable

Quick Start Guide

With Mic 1

23

Play/Pause: ►II
Hrát/Pauza

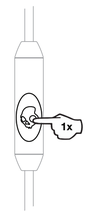

24

Hrát/Pauza
Play/pause
Lecture/pause
Reproducir/pausar
Riproduci/pausa
Reproduzir/colocar Em Pausa
Wiedergabe/pause
Afspelen/pauzeren
Afspil/pause
Toisto/tauko
Spill/pause
Spela Upp/pausa
Воспроизведение/пауза
播放/暂停
再生 / 一時停止
재생/일시 정지
تشغيل/إيقاف مؤقت

25

Track Forward: ►►I
Přehrát další

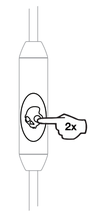

26

Přehrát další
Track Forward
Piste Suivante
Adelantar
Brano Successivo
Faixa Seguinte
Nächster Titel
Volgend Nummer
Skift Til Næste Musiknummer
Kelaus Eteenpäin
Neste Spor
Nästa Ljudspår
Переключение На 1 Трек Вперед
下一曲目
次のトラックを再生する
다음 트랙으로
مسار إلى الأمام

27

Track Back: I◄◄
Přehrát předchozí

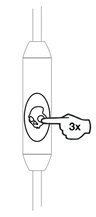

28

Přehrát předchozí
Track Back
Piste Précédente
Retroceder
Brano Precedente
Faixa Anterior
Vorangehender Titel
Vorig Nummer
Musiknummer Tilbage
Kelaus Taaksepäin
Forrige Spor
Byta Till Föregående Spår
Переключение На 1 Трек Назад
上一曲目
前のトラックを再生する
이전 트랙으로
مسار إلى الخلف

29

Answer/End:
Odpovědět/Ukončit

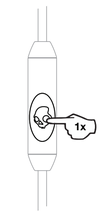

30

Odpovědět/Ukončit
Answer / End
Répondre / Fin
Responder / Colgar
Risposta / Fine
Atender / Desligar
Annehmen / Beenden
Beantwoorden / Beëindigen
Besvar / Afslut
Vastaus / Lopetus
Svar / Avslutt
Svara / Lägg På
Ответить / закончить
接听 / 结束
応答 / 終了
전화 받기/끊기
الرد/الإنهاء

31

Questions Visit: www.skullcandy.com
Si vous avez des questionsallez sur www.skullcandy.com
Si tienes dudas, visita: www.skullcandy.com
Domande Visitare il sito: www.skullcandy.com
Fazer perguntas: www.skullcandy.com
Fragen Besuch: www.skullcandy.com
Voor vragen bezoek: www.skullcandy.com
For spørgsmål se: www.skullcandy.com
Vastauksia löytyy: www.skullcandy.com
For spørsmål, besøk: www.skullcandy.com
Vid frågor, besök: www.skullcandy.com
Если у вас возникнут вопросы, посетите: www.skullcandy.com
如有问题请访问：www.skullcandy.com
質問がある場合はこちらをご覧ください：www.skullcandy.com
疑问 咨询: www.skullcandy.com
www.skullcandy.com: إذا كنت تواجه أي أسئلة، يرجى زيارة
Pro více informací navštivte www.skullcandy.com

32

The user is cautioned that any changes or modifications not expressly approved by the party responsible for compliance could void the user's authority to operate the equipment.
The IC Compliance Statement
This device complies with Industry Canada's licence-exempt
RSSs. Operation is subject to the following two conditions:
(1) This device may not cause interference; and
(2) This device must accept any interference, including interference that may cause undesired operation of the device.
IC Statment
Le présent appareil est conforme aux CNR d'Industrie Canada applicables aux appareils radio exemps de licence. L'exploitation est autorisée aux conditions suivantes : (1) l'appareil ne doit pas produire de brouillage, et (2) l'utilisateur de l'appareil doit accepter tout brouillage radioélectrique subi, même si le brouillage est susceptible d'en compromettre le fonctionnement.
La operación de este equipo está sujeta a las siguientes dos condiciones: (1) es posible que este equipo o dispositivo no cause interferencia perjudicial y
(2) este equipo o dispositivo debe aceptar cualquier interferencia, incluyendo la que pueda causar su operación no deseada.

33

The FCC Compliance Statement
This device complies with part 15 of the FCC Rules. Operation is subject to the following two conditions: (1) This device may not cause harmful interference, and (2) this device must accept any interference received, including interference that may cause undesired operation. This equipment has been tested and found to comply with the limits for a Class B digital device, pursuant to part 15 of the FCC Rules. These limits are designed to provide reasonable protection against harmful interference in a residential installation. This equipment generates, uses and can radiate radio frequency energy and, if not installed and used in accordance with the instructions, may cause harmful interference to radio communications. However, there is no guarantee that interference will not occur in a particular installation. If this equipment does cause harmful interference to radio or television reception, which can be determined by turning the equipment off and on, the user is encouraged to try to correct the interference by one or more of the following measures:
- Reorient or relocate the receiving antenna.
- Increase the separation between the equipment and receiver.
- Connect the equipment into an outlet on a circuit different from that to which the receiver is connected.
- Consult the dealer or an experienced radio/TV technician for help.

34

(1) 이 기기는 가정용으로 전파파개협심특을 받 기기로서 주기자격에다 물론 모든 지연에서 사용할 수 있습니다.
(2) 당 제 무선전비는 전파혼선 가능성이 있으므로 인명안전과 관련된 서비스는 할 수 없음.

Soulad s předpisy FCC
Zařízení odpovídá předpisům FCC, část 15. Jeho provoz se řídí následujícími dvěma podmínkami:
Toto zařízení nesmí způsobovat škodlivé rušení.
Toto zařízení musí přijímat veškeré rušení, včetně toho, které by mohlo mít nežádoucí účinky na jeho provoz.
Změny nebo úpravy přímo neschválené stranou zodpovědnou za shodu mohou rušit platnost pravomoci uživatele zařízení provozovat.

EN CONTAINS Li-ion BATTERY. BATTERY MUST BE RECYCLED OR DISPOSED OF PROPERLY.
FR CONTIENT BATTERIE LI-ION. BATTERIE DOIT ÊTRE RECYCLÉE OU JETÉES CORRECTEMENT.
ES CONTIENE UNA BATERÍA LI-ION. LA BATERÍA DEBE SER RECICLADA O DESECHADA ADECUADAMENTE.

Hardware: Main board:CrusherMainRevA_5_26_16;updated ; Control board:Crusher RightP4_FABRevE_6_16
Software: crusher_EP_7_12_16
Bluetooth function: 2402MHz - 2480MHz @ 3.94dBm

CZ Obsahuje Li-ion baterii. Baterie musí být recyklována nebo řádně zlikvidována.

35

MODEL: S6CRW

EN Skullcandy, , and other marks are registered trademarks of Skullcandy, Inc. All rights reserved. Speaker Driver: 40mm; Impedance: 32 Ohms ● Crusher Driver 34mm; Impedance: 13 Ohms ● THD <0.1% (1mW/500Hz) ● Weight: 275g ● DC input: 5V⎓ 500mA. **FR** Skullcandy, , Logos et dessins associés à Skullcandy sont les marques commerciales et/ou déposées de Skullcandy, Inc. Tous droits réservés. Driver Président: 40mm; Impédance: 32 Ohms ● Crusher Driver 34mm; Impédance: 13 Ohms ● THD <0.1% (1mW/500Hz) ● Poids: 275g ● Entrée DC : 5V⎓ 500mA. **ES** Controlador del altavoz: 40mm; Impedancia: 32 Ohms ● Crusher Driver 34mm; Impedancia: 13 Ohms ● THD <0.1% (1mW/500Hz) ● Peso: 275g ● Entrada de CC: 5V⎓ 500mA. **DE** Lautsprecher-Treiber: 40mm; Impedanz: 32 Ohms ● Crusher Treiber 34mm; Impedanz: 13 Ohms ● THD <0.1% (1mW/500Hz) ● Gewicht: 275g ● DC-Eingang : 5V⎓ 500mA. **ZH** 扬声器驱动器: 40mm; 阻抗: 32 Ohms ● Crusher 设备驱动程序:34mm; 阻抗: 13 Ohms ● THD <0.1% (1mW/500Hz) ● 重: 275g ●DC 输入:5伏⎓ 500毫

CZ Skullcandy a ostatní značky jsou registrované ochranné známky společnosti Skullcandy, Inc. Všechna práva vyhrazena. Ovladač sluchátka: 40mm, impedance: 32 Ohm, Crusher ovladač 34mm, impedance: 13 Ohm, THD <0.1% (1mW/500Hz) hmotnost: 275g.

36

Americas
Skullcandy, Inc.
1901 Ute Blvd, Park Drive
Park City, UT 84098 U.S.A
skullcandy.com

Europe
Skullcandy Europe BV
Postbus 425
5500AK Veldhoven
Nederland
skullcandy.eu

Canada
Skullcandy Canada ULC
329 Railway St. Unit 205,
Vancouver, BC, V6A 1A4
Canada
skullcandy.ca

México
Skullcandy Mexico S de RL de CV
Anatoleles 218
Polanco IV Seccion, Miguel Hidalgo
11560, Mexico City
México
Skullcandy.mx

Japan/ 日本
Skullcandy Japan 合同会社
〒150-0001 東京都渋谷区神宮前
5 - 12 - 11 パークサイドオーサキ2階
Skullcandy Japan カスタマーサービス
商品について:お問い合わせはこちら
skullcandy.jp

37

CZ Vyrobeno v Číně
EN Made In China,
FR Fabriqué en Chine,
ES Fabricado en China,
ZH 中国制造

FCC ID: Y22-S6CRW
IC: 10466A-S6CRW
CMIIT ID: 2016DJ6995
IFT: ROPSK5616-1751
CNC ID: C-16938

MSIP-CRM-Sku-S6CRW

018-160204
016-0070018

CCAM16LP1650T0

REV5

38